

HISTORIC **TOUR**

ROLLING START BRIEFING

Dijon Prenois




FLAGS AND SIGNS

ACCORDING TO THE REGULATIONS, THE SIGNALLING PROVIDED AT THE
COMMISSAIRES' POSTS MAY BE COMPLETED BY LIGHTS
THE RACE DIRECTION MAY ALSO USE A LED PANEL IN ITS DISPLAY AREA TO
PRESENT THE PENALTIES



Presented by the DC in the Race Direction signalling area


HISTORIC
TOUR



TRICOLOUR

ONLY IN CASE OF MALFUNCTION OF
THE LIGHTS

Start signal of a race



**CHECKERED
FLAG**

END OF TESTS or RACE


Slowing down lap

You are under parc fermé



Presented agitated by the marshals at his post

HISTORIC
TOUR



WHITE

ATTENTION

You are going to catch
up with a SLOW
VEHICLE



GREEN

“End of neutralised zone”

Return of the track to its
original state

End of Safety Car operation



BLUE

ATTENTION

A faster car tries to
overtake you

GIVE WAY



Presented agitated by the marshals at his post

HISTORIC
TOUR

=  **DANGER**  = **SLOW DOWN !**

= Overtaking is strictly forbidden from the first yellow flag marshal's post to the green flag marshal's post or without flag



Be prepared to change direction
Danger on the edge or part of the track

Presented for 2 laps

May be presented to reinforce double yellow
flag signalling



A **DANGER** totally or partially obstructs
the track

Stewards are working on the trackside
or ON the track



Presented agitated by the marshals at his post

HISTORIC
TOUR

Neutralisation of tests



Neutralisation of races



SLOW DOWN !


Do not zigzag or brake and
accelerate too quickly

Overtaking is not allowed



SC PROCEDURE

HISTORIC
TOUR



In the event of a major incident the Race Direction may decide to neutralise the race by means of a Safety Car operation

- A waving yellow flag + "SC" signs will be displayed at all commissaires' posts; double yellow flags will be waved at the location of the incident(s)
- From this moment on, all competitors must slow down, not overtake each other and stay in line behind the leader
- The leader will keep the peloton at a slow speed to assist the insertion of the safety car
- The SC will enter the track with its yellow lights on, ahead of the leader.
- If the SC is not in front of the leader, he can signal you to overtake him by turning on the green light of his light bar.
- When the track is back in race condition, the SC will turn off its lights at the recommended location (specified in the briefing) and the yellow flags will be removed, only the "SC" signs will be displayed
- The SC will retire to the pit lane, the cars will continue on track and will be presented with a green flag on the restart line indicating the restart of the race
- **ATTENTION:** when the SC has its lights on, you must follow it wherever it goes (escape routes, pit lanes etc...)



Change of grip flag presented **FIXED** by the marshal

HISTORIC
TOUR



YELLOW & RED


BE CAREFUL!

Track grip changes
There may be oil, water, gravel....



Penalty flags, displayed FIXED in the Race Direction zone

HISTORIC
TOUR



BLACK
Orange
+ N°

MANDATORY PIT STOP
Technical problem



BLACK &
WHITE
+ N°

WARNING
Unsportsmanlike drive
Failure to respect track
limits



BLACK
+ N°

MANDATORY PIT STOP



Penalty signs displayed in the Race Direction area

**Drive
Through**

123

Presented 3 laps maximum
Must go through the pit lane

**STOP &
GO**

123

Presented 3 laps maximum
Obligation to stop at the penalty area

Penalties must be carried out as soon as possible without stopping in the pit
These penalties cannot be carried out during a SC operation




Presented agitated at all marshals' posts and DC area

HISTORIC
TOUR

REDUCE SPEED IMMEDIATELY
NO OVERTAKING ALLOWED

GO INTO THE STANDS WAY (unless otherwise stated in the DC briefing)
YOU ARE UNDER PARC FERME



In Tests

You are under parc fermé
Do not stop at your stand
Qualifying: Time stopped

In Race

Staying in the traffic lane

Stop 10m before the pit exit lights without overtaking = keep your order on track

Stopping time

The S.C. takes position in front of the leading car

If the first cars are the last in the ranking, the D.C. makes these cars start for 1 lap and then come back to the end of the line in the pits.

Track ok = Green pit exit - restart of the race under SC procedure



Pit exit lights

10 m

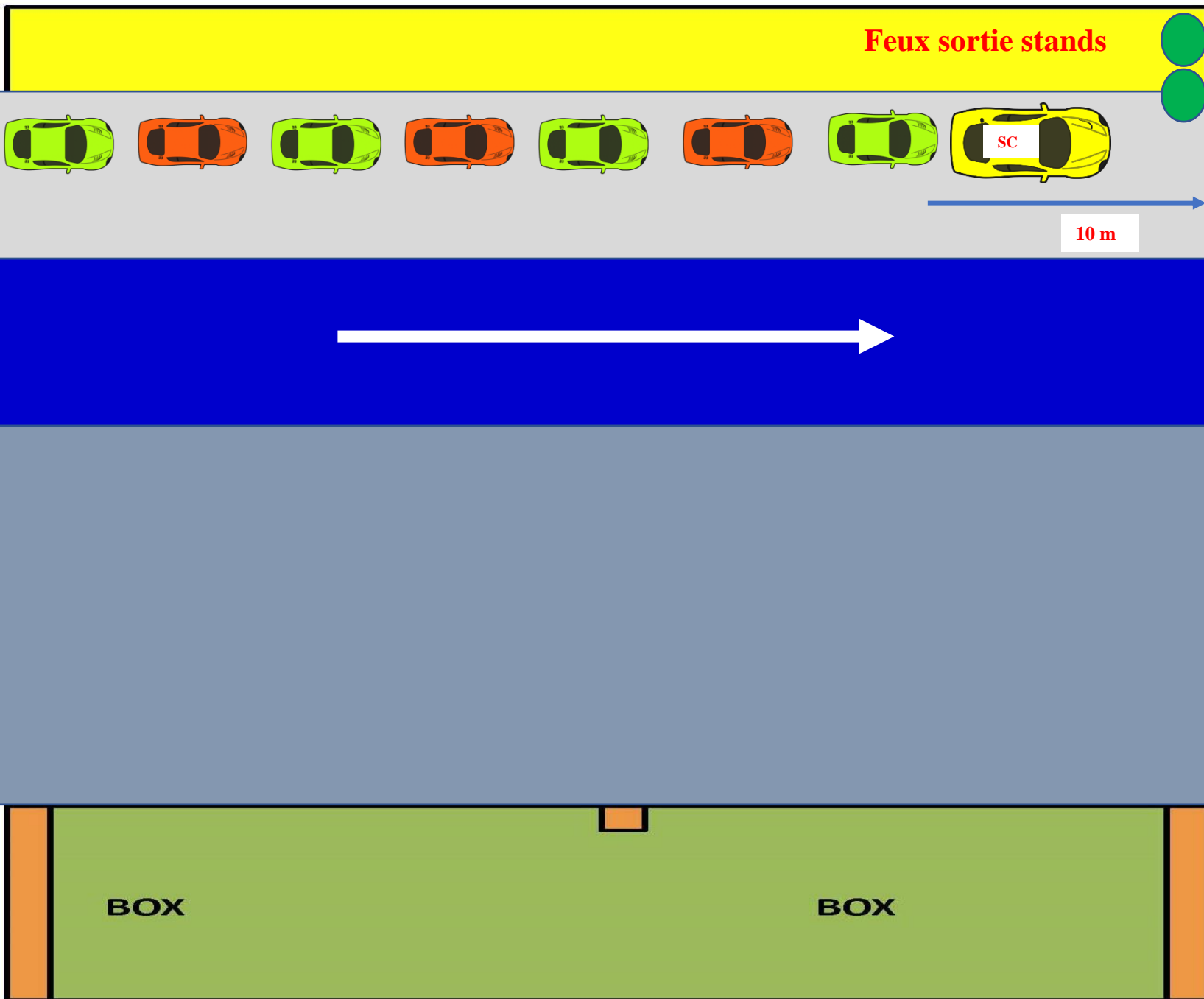
BOX

BOX

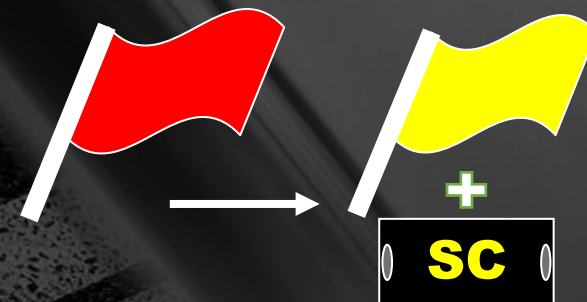
HISTORIC
TOUR

Neutralized track
The cars remain in the traffic lane and move towards the pit exit line and stop 10 metres from it

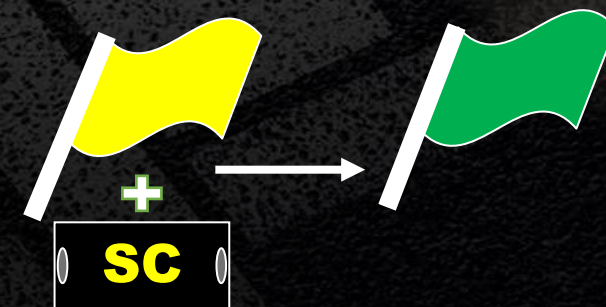





HISTORIC
TOUR



On-track interventions
completed
Restart of the race
under SC procedure



NON-COMPLIANCE WITH SIGNS



Ex: Overtaking under yellow flag, during FY or SC

On the report of the marshal or found by the DC :

In the tests: Cancellation of best time

In the race: Drive Through

Drive Through

STOP & GO

After 3 Presentations:


Black Flag

Transmission Sporting steward

After 4 Presentations :

Transmission Sporting steward

Transmission FFSA



SPECIAL FEATURES





Starting / Finish line
Penalties

SC

PRE
GRID

SC 1st lap

2X2



TRACK ACCESS VIA PADDOCK P1

HISTORIC
TOUR



PODIUM HVM



BOX N°1 – PARC FERME



PREGRID P1



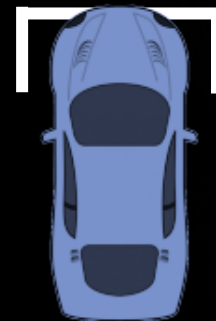
MOVING DIRECTION



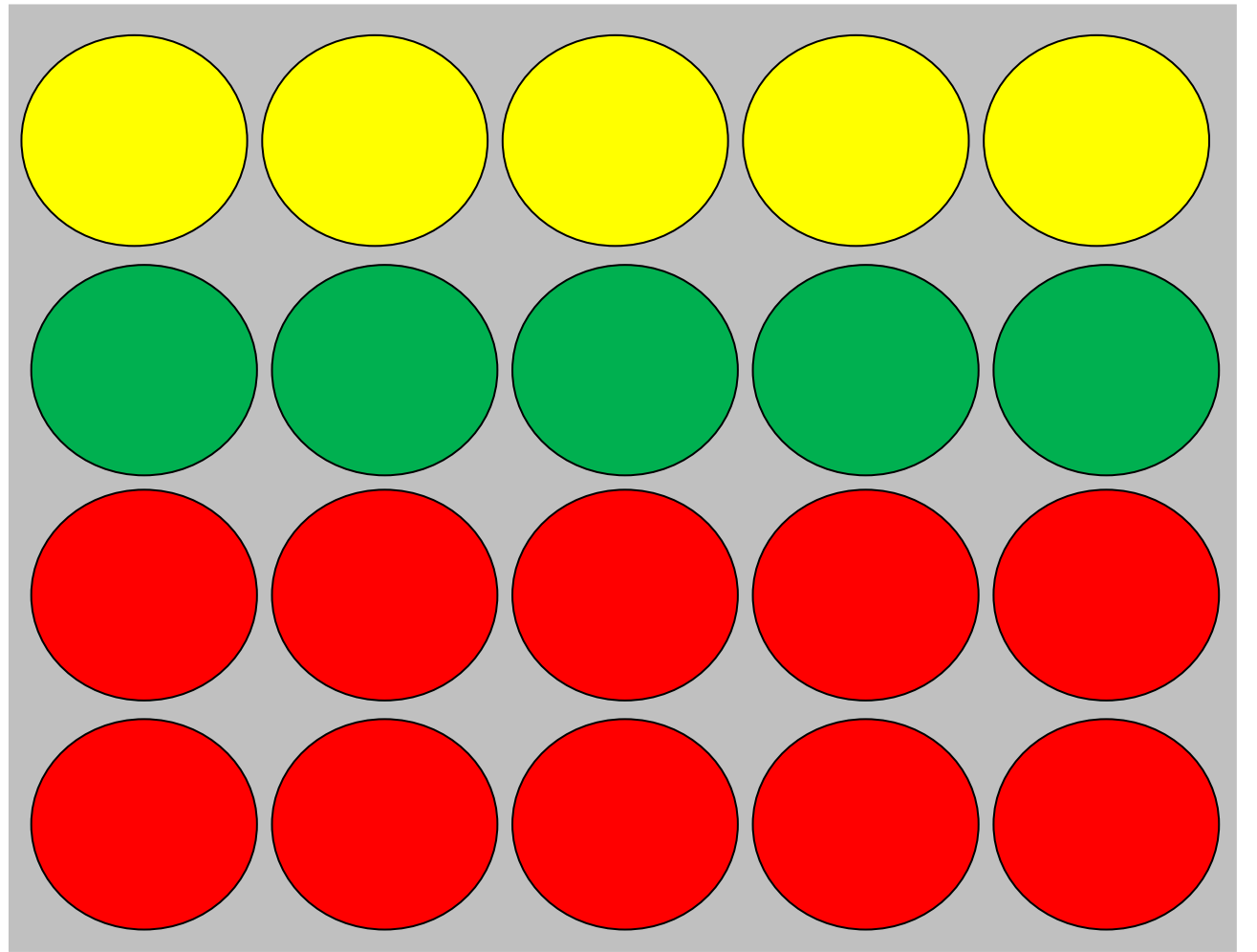


ROLLING START — POSITION ON THE GRID

HISTORIC
TOUR

Pole



STARTING LIGHTS



STARTING LIGHTS – Light procedure

HISTORIC
TOUR

Formation lap

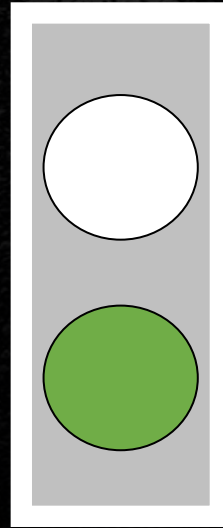
Behind the leading car

Stay together

forbidden to simulate a start

If you are late = start from the pit lane

All overtaking is forbidden during the formation lap, and any driver who is unable to keep his place will start in the last row



Green light pit lane

Start of the formation lap behind the leading car.

Keep it together


Prohibition on simulated departure

**any pilot who has not been able, or who cannot keep his place,
will take the last line start**

STARTING LIGHTS – Rolling Start

HISTORIC
TOUR



2 x 2

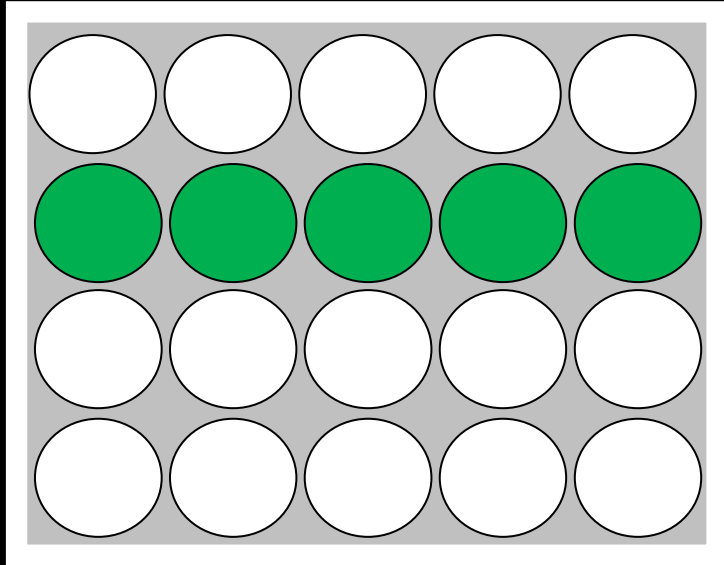


70-90 Km/h
NO OVERTAKING

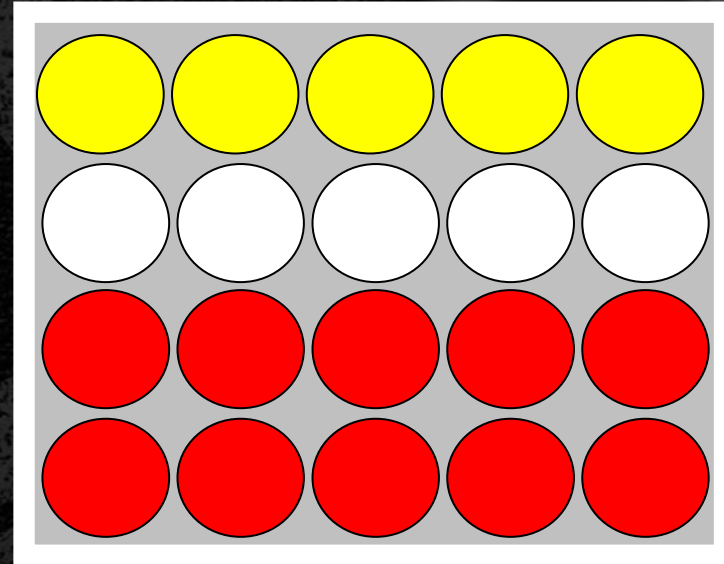
70-90 Km/h

The driver in pole manages the speed





TURNING ON GREEN LIGHTS
START



DELAYED START


New formation lap

The driver on pole acting as a pilot car

Starting the timer

ENTRANCE OF THE PITS – SPEED LIMIT

HISTORIC
TOUR



**SPEED CONTROLLED
BY RADAR
TIME LOOPS**



PIT EXIT


HISTORIC
TOUR



EXIT OF THE PITS

HISTORIC
TOUR

White pit exit line
Forbidden to cross it





Exit of vehicles broken down

Panel E = Extinguisher, in case of smoke or fires stop if possible as close as possible to a panel E



Timing line
Start/finish line
Safety-car restart line



TRACK

HISTORIC
TOUR



**STOP &
GO**

123

**Drive
Through**

123



TRACK — LIGHTED SIGNS

HISTORIC
TOUR



REFUELLING

HISTORIC
TOUR



2 mandatory stops of 2min30

1st : 22nd et 38th

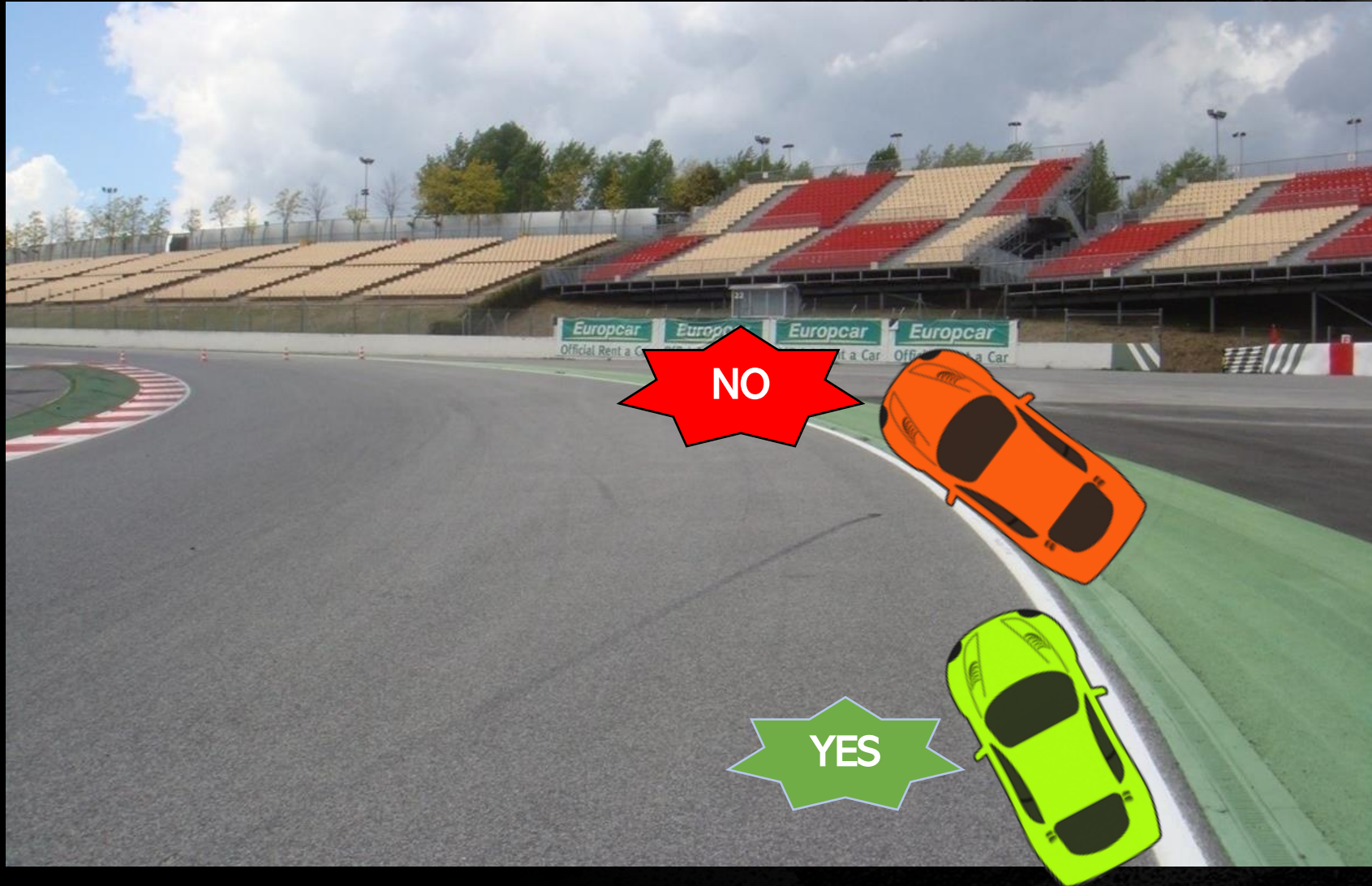
2nd : 52nd et 68th

Authorised refuelling of 20 L per stop by SODIFUEL teams ONLY
Presence of a safety-equipped mechanic is desired



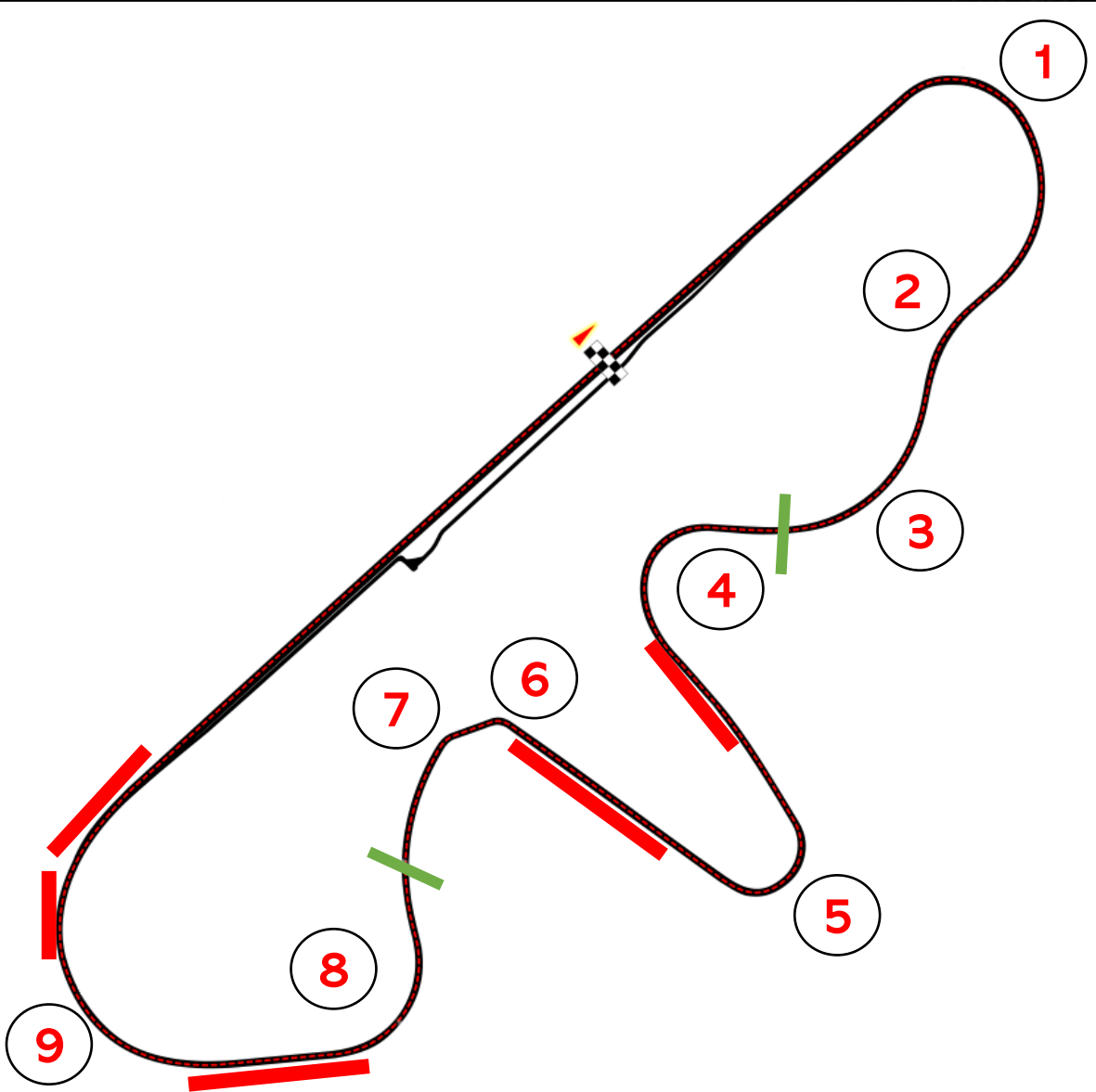
TRACK LIMITS

HISTORIC
TOUR



TRACK LIMITS

HISTORIC
TOUR



QUALIFYING:

- 1st time: Cancellation time + Screen message
- 2nd time: Cancellation time + Warning
- 3rd time: Cancellation of lap time and best time

RACES:

- 1st time: Cancellation time + Screen message
- 2nd time: Warning + Flag
- 3nd time: Drive Through



PENALTY AREA

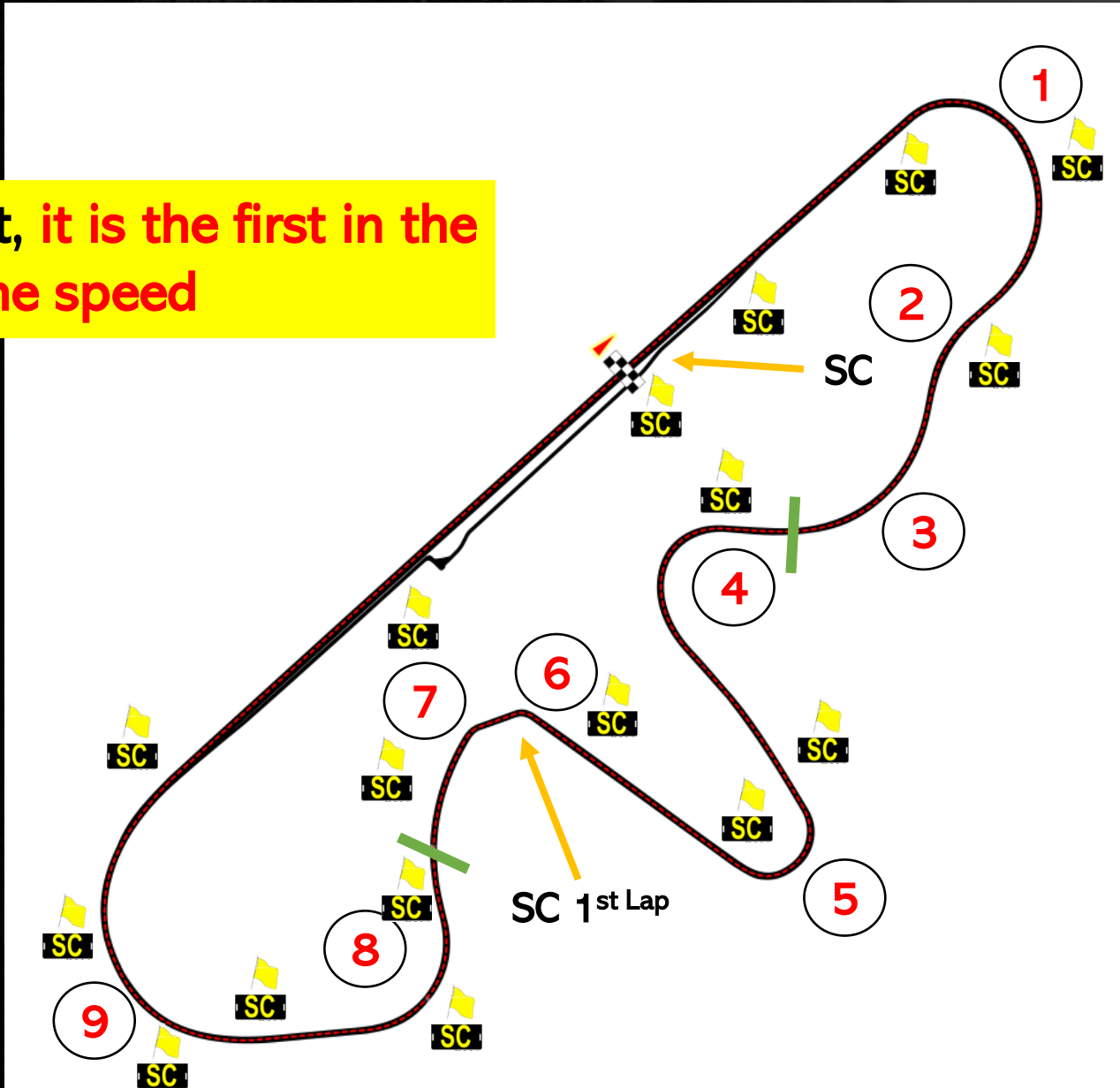
HISTORIC
TOUR



SAFETY CAR

Until the Safety Car comes out, it is the first in the race to regulate the speed

HISTORIC
TOUR



*The Race Direction thanks you for your
attention and wishes you a good
weekend*

